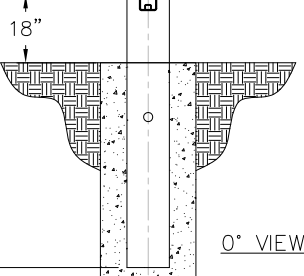


POLE MOUNTING HEIGHT
33'-0"
(39'-0" OA)

2.5" X 5"
HANDHOLE @ 0°



0° VIEW

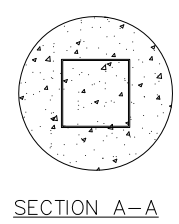
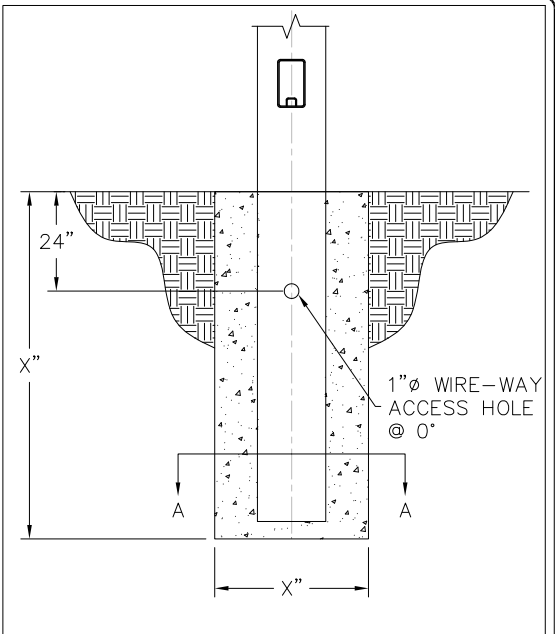
DETAIL 3

T20R (2.38" OD X 4" TALL)
 T25R (2.88" OD X 4" TALL)
 T30R (3.50" OD X 6" TALL)

DM19 270°
 DM28 90°-270°
 DM29 180°-270°
 DM39 90°-180°-270°
 DM49 90°-180°-270°-0°

BASE HANDHOLE ON 0° ORIENTATION.

DETAIL 3 | POLE TOP



SECTION A-A

NOTES:
* FOUNDATION SIZE (X") SHALL BE DETERMINED BY ENGINEER.

DETAIL | EMBED DETAIL

- 1) HARDWARE TO BE GALVANIZED TO: ASTM A153
- 2) OPTIONAL CORROCOTE MAY BE APPLIED (OUTSIDE OF SHAFT) AT GROUND LINE 1' (FT) +/- G.L..
- 3) ALL WELDING TO CONFORM TO: AWS D1.1 MOST RECENT EDITION.
- 4) FABRICATION MEETS AISC (AMERICAN INSTITUTE OF STEEL CONSTRUCTION) QUALITY CERTIFICATION.
- 5) PROVISIONS FOR GROUNDING LOCATED AT BASE HAND HOLE.
- 6) VIBRATION DISCLAIMER: ALTHOUGH RARE, VIBRATIONS SEVERE ENOUGH TO CAUSE DAMAGE CAN OCCASIONALLY OCCUR IN STRUCTURES OF ALL TYPES. BECAUSE THEY ARE INFLUENCED BY MANY INTERACTING VARIABLES, VIBRATIONS ARE GENERALLY UNPREDICTABLE. THE USER'S MAINTENANCE PROGRAM SHOULD INCLUDE OBSERVATION FOR EXCESSIVE VIBRATION AND EXAMINATION FOR ANY STRUCTURAL DAMAGE. ALL WARRANTY EXCLUDES FATIGUE FAILURE OR SIMILAR PHENOMENA RESULTING FROM INDUCED VIBRATION, HARMONIC OSCILLATION OR RESONANCE ASSOCIATED WITH MOVEMENT OF AIR CURRENTS AROUND THE POLE.

LOADING DATA								
DESIGN CRITERIA:	COMMERCIAL STANDARD							
WIND SPEED(mph)	80	90	100	110	120	130	140	150
EPA FT²	23.0	16.0	10.0	6.0	3.0	1.0	-	-
WEIGHT (lbs)	575	400	250	150	75	25	-	-
FINISH								
TBD								

MATERIAL DATA	
COMPONENT	ASTM
POLE SHAFT	A500 GR. B
MISC. STEEL	A36

POLE DIMENSION DATA							
TYPE	DESIGN	POLE MH (FT)	O.A POLE LENGTH	BASE DIA. (IN)	TOP DIA. (IN)	GAUGE OR THK (IN)	WEIGHT (LBS)
	SNS-33-60-7-DE	33	39	6.00	6.00	7-GA (.1793")	568

DETAIL | GENERAL NOTES

AMERICAN LITE POLE
 2800 S. HULEN, SUITE 200
 FORT WORTH, TX 76109
 817-924-3682 PH.
 817-924-7049 FAX

** CONFIDENTIAL **
 THE INFORMATION CONTAINED IN THIS DRAWING IS PROPRIETARY AND CONFIDENTIAL. UNAUTHORIZED DUPLICATION OR DISSEMINATION OF THIS DOCUMENT IS STRICTLY PROHIBITED WITHOUT PRIOR WRITTEN NOTICE FROM AMERICAN LITE POLE.

REV. DATE BY REVISION DESCRIPTION
 PROJECT NAME:
 DESCRIPTION:
SQUARE STRAIGHT STEEL DIRECT EMBED
33' MH x 6.0" x 7 GA

PO NUMBER:	DATE:	DWG BY:
	090815	BM
QUOTE NUMBER:	SCALE:	CHKD BY:
	NTS	CKR
DRAWING NUMBER:	REV:	
SNS-33-60-7-DE		