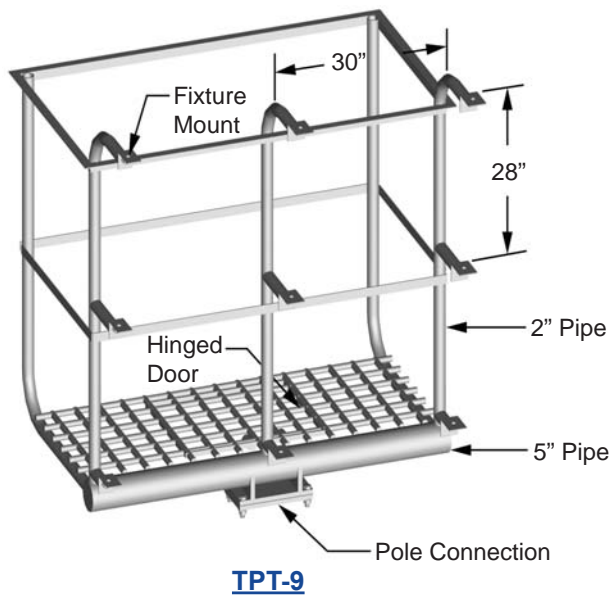
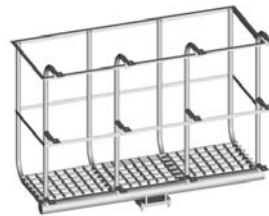


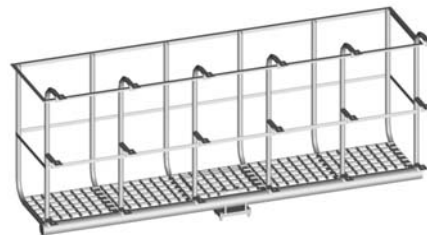
# Service Platforms



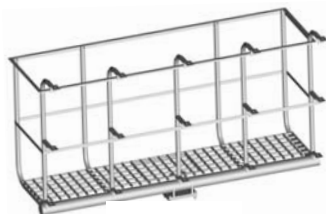
**TPT-9**



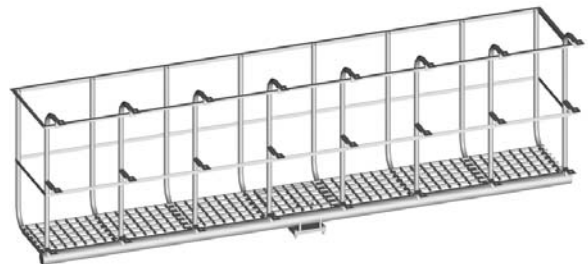
**TPT-12**



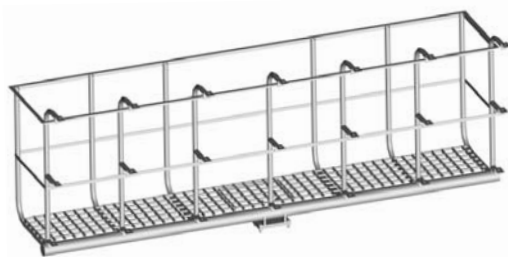
**TPT-18**



**TPT-15**



**TPT-24**



**TPT-21**

Catalog Number	Luminaire Quantity	EPA (ft <sup>2</sup> )	Weight (lbs)
TPT-24	22-24	22.00	1121
TPT-21	19-21	18.33	622
TPT-18	16-18	15.70	567
TPT-15	13-15	12.90	466
TPT-12	10-12	10.10	364
TPT-09	0-9	7.75	270

**NOTES:**

1. Platforms may be designed for rear-mounted fixtures, specify front and back quantities.
2. Multiple platforms may be used with subsequent platforms side-mounted, contact the factory for more information.
3. Optional pre-raced female receptacle provided at each fixture location. Consult factory for information.
4. Complete pre-wired systems are also available. Please contact factory for more information.